

CARRYALL 300

Club Car

***EFFICIENT DESIGN,
TOUGH HAULING***

With enough power to handle tough tasks, the Carryall 300 is the most dependable utility vehicle in its class. Each vehicle comes standard with a cargo box, trailer hitch, and plenty of room for customization so you can build a car that'll get the job done right.



CARRYALL




IR Ingersoll Rand

CARRYALL 300

PREMIER MANEUVERABILITY

Take on tight corners with more power. Rack-and-pinion steering makes the Carryall 300 easy to handle, giving you a safe and comfortable ride in any terrain.



- 
Max Speed
17 mph
- 
Max Vehicle Capacity
800 lbs
- 
Horsepower
14 hp (gasoline)
3.3 hp (electric)

OPTIONS & ACCESSORIES

Ask your Club Car sales representative for details.



VersAttach™



Brush Guard



Cargo Box



Stakeside Kit



Curtis Cab



Rear Receiver Hitch



CARRYALL 300



GASOLINE



ELECTRIC

	GASOLINE	ELECTRIC
ENGINE	Kohler EFI, 4-cycle Gas	48-volt DC
HORSEPOWER	14 hp (10.3 kW) rated @ 3600 RPM per SAE J1940	3.3 hp (2.4 kW) rated, peak 13 hp (9.6 kW)
GOVERNOR GUARD	Ground speed	N/A
BATTERIES	12-volt 500 CCA 105 min reserve	Six 8-volt flooded lead acid
CHARGER	N/A	ERIC (650 W high frequency)
STEERING	Self-adjusting rack and pinion	Self-adjusting rack and pinion
FRONT SUSPENSION	Independent leaf spring with dual hydraulic shocks	Independent leaf spring with dual hydraulic shocks
BRAKES	Rear-wheel, self-adjusting mechanical drum	Rear-wheel, self-adjusting mechanical drum
PARK BRAKE	Foot operated, multi-lock	Foot operated, multi-lock
BODY AND FINISH	ArmorFlex® with automotive paint/clearcoat, aluminum finish	ArmorFlex® with automotive paint/clearcoat, aluminum finish
TIRES	20 x 10-10, 6-ply	20 x 10-10, 6-ply
BED L x W x H	36.2 x 47.5 x 10.5 in (92 x 121 x 27 cm)	36.2 x 47.5 x 10.5 in (92 x 121 x 27 cm)
WHEELBASE	65.5 in (166 cm)	65.5 in (166 cm)
GROUND CLEARANCE	5.2 in (13 cm)	5.6 in (14 cm)
FUEL TANK CAPACITY	5.5 gal (20.8 L)	N/A
CURB WEIGHT	817 lb (371 kg)	1105 lb (501 kg)
SPEED RANGE	15-17 mph (24-27 km/h)	5-17 mph (8-27 km/h)
LIMITED WARRANTY	3 yr/3000 hr limited powertrain/frame 2 yr limited remaining vehicle	4 yr limited battery 3 yr limited powertrain/frame 2 yr limited remaining vehicle

White

Beige

Dark Gray

Dark Green

Titanium

Black

Classic Blue

Bright Blue

Red

Colors may vary by product